


Math



Art



Happy New Year, everyone! The month of January was busy with hands-on math activities, puzzles, games and work!

This month our pre-K groups worked on hands-on-patterning (AB pattern) using different shapes. Our younger groups worked on counting shapes and putting them next to the corresponding number (1 to 5).

Next, the children created their own snowmen using different cutout shapes. We discussed how many different sized circles were needed to make body parts and what other shapes were used to give details (eyes, nose, mouth, hat, button, and hands) to the snowmen. Afterwards, they counted shapes individually and discovered which shapes were used the most, the least and the same. Our guessing jar activity, and tracing numbers continues once a week.

The pre-K groups are learning basic concepts of addition and subtraction using hands-on-activities and have started learning to divide a group of 10 objects in 2's (counting by 2's).

We have read the math books *Six Snowy Sheep* by Judith Ross Enderle, *20 Hungry Piggies*, by Trudy Harris, and a shape book called *When a Line Bends... A Shape Begins* by Rhonda Gowler Greene.



Happy 2011! I am looking forward to a fantastic year teaching your child to enjoy, appreciate and create art. Art is very important at The Seed. Each day, your child will learn to use a variety of art materials available for painting, drawing, cutting, pasting, etc. This is not only enjoyable, but also provides important opportunities for learning. Your child will express original ideas and feelings, improve their coordination, develop small muscle skills, learn to recognize colors and textures, and develop creativity and pride in their accomplishments by exploring and using art materials. We will look at and talk about major styles and works of art, as well as create our own masterpieces using the elements and principals of design. We will learn about various artists, art styles and cultures from around the world. Student art will be displayed in the Blossom art room for all to enjoy!

This month, we made a variety of works including a sunflower bulletin board inspired by artist Vincent Van Gogh. Students also created original collages while learning about geometric shapes. We also learned about the human figure and made "mini" people. For winter, we made a "Snoval" snowman. Students learned the difference between a circle and an oval, and created a Snoval using this shape. There is always time for free drawing and free painting to keep our imaginations working.

I hope you enjoy your child's artwork and encourage them to talk about their work. Thank you for your support!

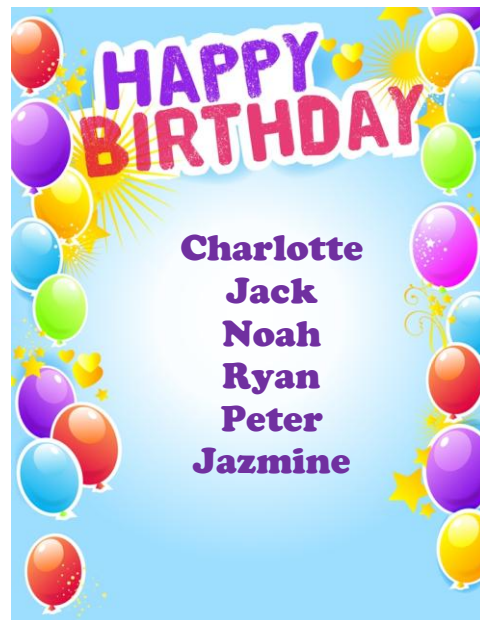
We want to welcome back Ms. Erica, our new art teacher in the Blossom (formerly the Sunshine Room art teacher). Congratulations, Erica, on receiving your Master's degree in art education!

And . . . we send love and best wishes to Ms. Susan, who is leaving (and well on the way) to accomplish her dream—an advanced degree in speech pathology. We will miss you, Ms. Susan but we know you'll make a terrific speech therapist!



Announcements

**The Seed will be
CLOSED
Monday,
February 21
President's Day**



As you all know, it has been a very snowy January and the winter weather has inspired us to write our own winter poems! Each group brought their own ideas and knowledge about snow and winter to the task. Everyone enjoyed sharing their thoughts with their group. Reading the book "A Snowy Day" by: Ezra Jack Keats encouraged the children to write their winter poem.

We read other stories as well, such as *Hello Snow*, *Chicken Little* and *Millions of Snowflakes*. These particular books promoted and encouraged the children to pick out the rhymes in the stories. To further their knowledge, the children were asked to come up with their own rhyme and share it with their group. The Explorers and Bright Builders were encouraged to not only come up with a rhyme but to write it down on paper. The children had a lot of fun creating silly rhymes! Recently, the children wrote their own "Snow Story." Each child drew a picture about winter and snow. Next, they discussed what was occurring in their picture and their thoughts and ideas were documented. These stories are currently hanging up for everyone to read.

Throughout the month we have also been practicing and continuing with our Zoo-phonics sounds, and the "Handwriting without Tears" approach to writing. We recently learned a new song to assist the children in a fun and new way to start writing their letters called, "Where Do You Start Your Letters?" This enables the children to remember to start their letters at the top.



Yoga and Movement

January has been full of snowy days, so the children have enjoyed going on a winter adventure inside. This was filled with yoga poses of snow animals such as snow foxes, polar bears, snow leopards, and penguins.

We have also gone on a Jungle Adventure! The children enjoyed making the animal yoga poses such as monkeys, lions, bears, zebras and snakes.

The children have enjoyed a new version of an old favorite, Duck, Duck, Goose, which included imitating animals and guessing which animal each child was acting out.

This month we have also begun using Brain Gym. Brain Gym exercises are thought to contribute the minor adjustments necessary to enable the brain to proceed with the learning process. The children find the Hook-Ups activity from Brain Gym to be a fun challenge.



Science

It's winter time! This month, everyone in science was excited to have snow brought right into the classroom, where they used a thermometer to check its temperature and filled up containers with snow. To encourage their interest in winter, the children were introduced to winter words, cold weather sports, and found out about snowstorms and blizzards.

Talking about winter led us to find out about new places like the Arctic and the Antarctic, and learn about all the wonderful animals that live in these places. For the children to have fun learning more about these themes, they were given different materials to recreate the Arctic like cotton, all shapes and sizes of Styrofoam, white confetti, and white shredded paper.

Wishing everyone a safe Groundhog Day and Happy Chinese New Year!



SPANISH




Invierno = Winter is the theme of our Spanish classes this month. The children are very familiar with winter vocabulary expressions such as "cold wind" and "white snow." Now they are learning the Spanish equivalents: "viento frio" y "nieve blanca".

The children looked at pictures of animals in winter and became attracted to the bears and their colors, so they translated them into Spanish. "Osos blancos" are "white bears", "osos polares" are "polar bears", "osos negros" are "black bears" and "osos marrones" are "brown bears".

Winter is not over yet, so there will be more winter Spanish words to learn. Adios for now!

One of our new fish in action!



Ava creates a blizzard



Views

from the Science Room



My, how our turtle has grown!