

The Blossom * * * Newsletter



November 2011

Art



Page 1

This month, we had a lot of fun in art class! We talked about my favorite holiday, Thanksgiving, and all of the different foods that we eat on this traditional holiday.

One art project we did was a corn collage. First we used pastels to shade in our corn husk cutout. Then we glued on tissue paper balls for the corn kernels. Last, we added straw, a ribbon, and a button.

Before we made turkey handprints, we discussed why Thanksgiving is important and the things and people that we are thankful for! We also talked about the different parts of a turkey (beak, feathers, gobbler, eyes, body, and legs), and added them onto our turkey handprints. You can see these hanging in the art room.

Finally, we made turkey centerpieces that could be used as a decoration for your Thanksgiving feast! We made these by stuffing a lunch bag with newspaper. Then we used a special tool that we called a squiggly sponge to add some color to our turkeys with paint. After that, we added eyes to the beak and the body of the turkey. Last, we added feathers to our turkey's tail. This was a lot of work for us, but we were excited to bring our turkeys home when we finished.

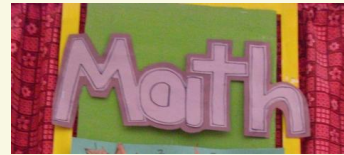
As a special treat for Thanksgiving, Miss Lily and I combined classes so that we could cook pumpkin muffins!

Miss Lily and I talked about how different ingredients are mixed together to create something new. Before we made our pumpkin muffins, we got to use some of our senses, such as smelling, tasting, and seeing to experience the ingredients that go into making pumpkin muffins. We all had a chance to measure an ingredient and add it into our recipe. We all took turns stirring the pumpkin mix and watched the flour mixture turn from white to brown when we added cinnamon and then its final color, orange, when we added pumpkin! We tasted the cinnamon and smelled all of the different ingredients that went into making our pumpkin muffins! We also talked about how we have to measure out different ingredients so that they are correct and so that our pumpkin muffins taste perfect! We used teaspoons, a cup and a 1/2 cup to measure. This was exciting and fun for Miss Lily and me and especially the children!

We hope you had a happy and healthy Thanksgiving!



The Seed: Where Children Blossom




During the first week of November, the children continued to work on matching objects to numerals by placing the correct number of cut-out shapes next to each numeral. Our pre-k group worked on 1 to 10 and our younger group worked on 1 to 5.

During the second week, the children did the following math activities: we created a graph with each group we called "How many letters in your name?" to find out who had the name with the most, least and same number of letters. These graphs are displayed in the math area.

Next, we learned the characteristics of shapes such as rectangle, circles, squares and triangles. At the end of that week, the children worked on shape art by creating a scarecrow using cut-out shapes. This turned into a beautiful Thanksgiving math project.

The third week, we worked on a pumpkin theme. First, the children investigated a pumpkin inside and out. The first day we observed the pumpkin's shape and color, and estimated the number stripes or lines on it. We then counted the actual number of lines. The next day, we opened the pumpkin to explore inside. The children estimated the number of seeds that were inside; we then compared the estimation. Finally, we counted the actual number of seeds and talked about which guess was the closest and which guess was the farthest. We learned to divide the seeds into groups of five and ten.



After counting, we found out there were 347 seeds inside our pumpkin.

To wrap up this theme, we baked pumpkin muffins with Ms. Mirlinda. This activity gave the children the opportunity to learn the concept of measurement, such as how much is one cup, one half -cup, one teaspoon and one-half teaspoon. This was our Thanksgiving treat—yum, yum!

The children continue to work on tracing numbers, shapes and various fun hands-on-math activities. Our older groups are also learning to count by twos!





Announcements

HAPPY BIRTHDAY!



**Evan
Nadia
Annie
Oliver S.**



ESPAÑOL

All the students at the Blossom learned about Thanksgiving. The Spanish students already know how to say "thank you" in Spanish: It's "gracias".

In November they learned a song about "Mr. Turkey":

*Señor Pavo, Señor Pavo,
Alto y gordo (tall and fat),
¡Yo te corro! (I will run after you!)*

The Seed: Where Children Blossom



This month Yoga and Movement class was filled with laughter and fun. We enjoyed the beautiful weather whenever possible, and played outside on the swings, bikes and jungles gym. The children were happy to play with all of their friends and use their own imagination to make up new games and expand on old ones.

We started off the month by trying out what it might be like to be a bird (the children are learning about birds in science class and were very interested). We found out it was hard work to build a nest (out of pillows). Then we took turns playing the different roles in a bird family. We learned through becoming the birds that the mommy and daddy birds had to get food and teach the baby birds how to fly. We found out the bird parents have to stay near the eggs in order to keep them warm and healthy. We explored different types of birds, such as sparrows, swans, flamingos and, of course, red-headed woodpeckers, owls and ducks. The children knew that some birds ate bugs while others ate berries and plants, while still others ate fish. To expand further on this, we learned the bird yoga poses. First we learned the graceful swan which, though we were not able to do it the first time we tried, we quickly got because we kept trying again and again. "If at first you don't succeed, try, try again" became our motto. Other bird poses we did were owl, penguin, and flamingo. For the flamingo, we had to balance on one leg (we are still working on this one but with our new motto we are sure to keep trying). Still more bird poses were the peacock and turkey.

The children sang some Thanksgiving songs. Some of their favorites were "We Are Thankful," "Happy Thanksgiving to All," and "Things I'm Thankful For." The children really liked this song because it asked us to think of things that we were thankful for and those things became a part of the song. We continued this by having a Thanksgiving Parade to the song "Hello Mr. Turkey". The children had so much fun marching around with the different instruments, such as bells, maracas and rhythm sticks.

To prepare for the coming of Thanksgiving, the children made a "thankful circle". In the middle of our circle we had what we called a "thankful thoughts" basket. Then we would talk about the things we were thankful for—it was a very long list indeed! A few things were our families, friends, pets, food, home, toys, our school, and many more. Inside the basket was where all of our thankful thoughts went until the end of class when we would let everyone's thankful thoughts fill us up as we meditated and relaxed.


We can hardly wait for the new and exciting adventures Katie's Room holds in store for us next month.

Language Arts

Page 4

To start the month of November, we read and acted out the story *Five Little Monkeys Sitting in a Tree*, by Eileen Christelow. The children enjoyed reciting the story and pretending to be a monkey or crocodile, because it made the story come to life!

The following week we read the book *Thanks for Thanksgiving* by Julie Markes in celebration of Thanksgiving. A conversation on thankfulness ensued and the children shared what they were thankful to have! Many wonderful thoughts and ideas were discussed and then documented. To display the children's documentation, each class created a "Thankful Leaf Wreath." Each child was encouraged to trace and cut out their own leaf. Their thankful thought was pasted on their leaf afterwards. The class leaves were combined, and a wonderful "Leaf Wreath" was formed. This activity supported the children's awareness of thankfulness



and helped them develop their fine motor abilities. The wreaths are currently on display in the classroom.

Throughout the rest of the month, in preparation for the Thanksgiving holiday, we read numerous Thanksgiving stories and learned a variety of Thanksgiving songs. The children were also encouraged to trace a turkey using their hand and write the letter "T" for turkey. Some of the oldest children were interested and able to write the whole word, "turkey"! To further their interest in the letter "T", the children were given play dough to form the letter "T" and other letters as well. Play dough is a wonderful tool to help children strengthen their fine motor skills and promote the recognition and formation of other letters.



The Seed: Where Children Blossom



Science

“Are these peacock feathers?” “Are those photos of real turkeys?” “Where do birds sleep at night?” These and many other questions were answered in science class this month, as the children got ready to celebrate Thanksgiving with their families

During science class, our ever-ready scientists became ornithologists by identifying birds according to their size and the color of their feathers. The most interesting birds were turkeys, because everyone was talking about eating one for Thanksgiving. The children were also interested in woodpeckers, ducks and owls, since some of the children’s groups are named after these birds. Also calling the children’s interest were bluebirds, robins, flamingos, hummingbirds, eagles, and geese.

When the children discovered that some birds eat other animals like mice, snakes, small rabbits, worms, frogs and bugs, they were so interested that they asked to see photos of them doing it. While looking at the pictures, they kept telling each other, “You’ve got to see what this one is eating!”

While learning about birds, the children had the chance to measure the following objects with rulers and measuring tapes: feathers, a birdhouse, plastic eggs, a birdfeeder, nests, and bird toys.

Everyone enjoyed filling up a birdfeeder with seeds, and filling up

different containers with two kinds of seeds, which was a challenge for their fine motor skills.

When one of our scientists asked who takes care of birds that get hurt, this was a great opportunity to introduce a new profession: Veterinarian. Everybody loved practicing being a vet and being in charge of taking care of injured birds.

The subject of eggs led the children to pursue a new interest: the dairy. Here the children had the opportunity to sell and buy eggs as they planned to bake their favorite desserts: cakes, cupcakes, pumpkin muffins, and more...

At the end of the month, everybody got to use earphones to listen to birds singing. They also learned to draw birds, which added to their self-confidence and sense of independence when they realized that drawing birds was easy and fun.

During this month, the children learned two new poems: “House” and “Tap, tap, tap”.

From our cozy science room, we wish you all a happy, peaceful, and enjoyable Thanksgiving!

