

## Announcements




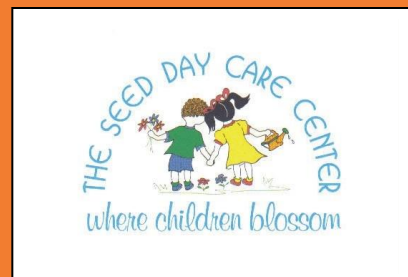

### Art

The Seed will be  
**CLOSED**  
August 30 through  
September 6

The month of August was split up between dance/movement and art. For *Hawaiian Day* we made our very own leis out of string and multicolored tissue paper. They came out great! On *Blueberry Day* we painted with five different shades of... you've guessed it—blue! We learned that the more white paint you mix with blue paint, the lighter color blue you will create. We learned that we can make many different kinds of blues.

I think our most exciting project this month was *Create a Paper Bag Puppet*. We had the choice of designing a cat, dog, pig, or raccoon puppet. First we used crayons and pastels to color our animals' fur. Then we glued on our furry friend's eyes, nose, and ears. The puppet-making process didn't take too long but we definitely spent a lot of time playing with our puppets. Dramatic play is very important to a preschooler's curriculum. It was great to see the children enjoy them; they are so imaginative!

Let's not forget *Tie-Dye Shirt Day* and *Make a Hand Print Butterfly!* Oh, and our final Summer Stage Show! Fantastic!!!!



## August Birthdays



Lucas  
Lucy

## Lending Library



The Seed's lending library is closed for the summer and will resume in September.

Please keep reading. The public library has great books and great programs for kids!



## Summer Events

We began our second month of summer camp at the Seed with **Learn a New Dance** in which each child learned a variety of dances during our get-togethers. We did the Hokey Pokey, the Chicken Dance, and the Limbo. It just so happens that July,31 2010 was National Dance Day! *“National Dance Day was created and recognized with an official act of Congress this year! It was created by Nigel Lythgoe to promote health and self-esteem through the act form of dance!”*

On **Pajama Day** the children came to camp in their comfy pajamas! We had a fun day getting to show off our awesome pjs! Nap time must have been pretty relaxing, being able to snuggle up under their blankets in their very own pajamas!

**Bring Your Favorite Stuffed Animal** was so exciting! Ms. Felicitas took pictures of us and our furry friends with her camera! We had a lot of fun being able to introduce our favorite stuffed animals to our friends.

**Blowing Bubbles Day** was a blast! Some of our friends brought in bubbles to share with us and we were able to use all sorts of wands to blow our bubbles! We watched them fly away high in the air!

On **Hawaiian Day** we made our very own leis out of string and a variety of colored tissue paper! We also did a little hula dancing and we learned about lava in science class with Ms. Ingrid.

On **Beach Day** we were able to experiment with sand and water in science. Also when we went outside to play in the sandbox we were able to use water, which helps make good packing sand to build sandcastles!

It was so much fun when we came to camp on **Create Your Own Dance Day**. During get-togethers we were able to show off the cool dances we created!

**Good Fit Fun** was a great day! The teachers created a really tricky obstacle course for us in the playground! We did such a good job finding our way around.

**FREEZE Dance** was very entertaining! During our get-together our teachers Ms. Ingrid and Ms. Allison played dance music and every time they stopped the music we had to freeze like a statue!

**Ice Cream Dance Party** was yummy! For snack in the afternoon we ate vanilla and chocolate ice cream and listened to music! We tried to save you some but we got hungry! 😊

On **Design a Class Flag Day** each group brainstormed and decided what they wanted to put on their class flag. We used glitter, pastels, crayons and markers.

**Blueberry Day** was yummy and full of blue! A lot of the children wore blue today! We also had a yummy snack of blueberry Jell-O that Ms. Ana so kindly made for us! In art we painted using different shades of blue!

We also enjoyed **Create a Paper Bag Puppet Day**. We had a choice of making a cat, dog, pig, or raccoon puppet. After we finished creating our puppet we played with them all morning!

**Wear Your Silly Hat Day** was sooooo silly! The hats that the children wore were so creative! Thanks, moms and dads for helping us with our hats!

We were pretty creative on **Decorate a Cookie Day**. The designs we made on our cookies were a lot of fun. They were even more fun eating!

Let's not forget our final Summer Stage Show! We have worked very hard all month learning different songs, dances, poems and some of us even learned how to play instruments. We hope you were so proud of us!

**Thank you for sending your little one to the Seed for summer camp! We hope the children had as much fun as we did! Farewell to the children who are moving on to kindergarten in the fall. We wish you all the best! As for the children that will be returning to Blossom, we can't wait to see you again!**



## Science



Hi everyone! What a wonderful time our ever-enthusiastic scientists had this August as they kept up with their science explorations and used these opportunities to find answers to their many questions, and learning by doing their own challenging science experiments.

To discover how science can be challenging and fun at the same time this last month of summer, everybody learned and did the following activities and super summer science experiments. The children:

- Used the game "Ocean Lotto" to learn the names of new sea animals
- Learned the force of air by using straws to blow into containers filled with water and all kind of lids
- Made different sizes of bubbles using straws and blowing into water bottles, cups, and transparent containers filled with water and soap
- Used a special bubble maker to have fun catching bubbles
- Filled transparent water bottles with sand and water to compare and decide which one was heavier
- Mixed water and sand after they discussed the effect of the sand on water
- Enjoyed preparing lemon and strawberry Jell-o to learn more about water reactions
- Melted ice cubes to learn about the properties of water
- Watched the DVD "The Octopus's Garden, The Secret World under the Sea", by Dr. Mark Norman. They learned all about Blue-ringed Octopuses, Coconut Octopuses, Mimic Octopuses, Sand Octopuses, and Day Octopuses
- Mixed primary colors (red, yellow, and blue) and enjoyed seeing the water changing colors
- Learned about water, land, and air transportation, using our very special collection of transportation toys
- Had a special time learning about soaking and saturation by finding out what kind of materials can get soaked
- Became chemists by dissolving salt and sugar in water, having a great time using their sense of taste to find out more about these two important ingredients

Our best wishes for everyone, and keep in touch!