



Math

The school year is winding down, so in the month of May we have been reviewing what we have been learning throughout the year. The children are working on their worksheets once a week to continue to improve on tracing, writing numbers and drawing shapes. We are also getting all of our work ready for Open House!

This month the children learned the basic concepts of time as well. We talked about the use of time. For example, how long is each class? What time does each class start? What time is lunch time? We talked about the two hands on the clock; one short hour hand and one long minute hand. We also discussed which way the hands move on the clock. We will continue to learn these concepts of time. Parents: Don't forget to come to Open House and see your children's wonderful work!



Goodbye, Ms. Amy. We will miss you very much. We wish you a fond farewell and good luck with the baby. Come back for visits!



Art

April showers have brought May flowers directly to the Art Room! We have been embracing the art of the flower this month and the differences that many flowers display. For instance the color, the size, the shape, and the number of petals. We have been exploring these differences with a variety of mediums, such as pastel drawing, easel painting, and paper collage. The children have had the opportunity to delve into the variety of textures offered by each medium and to see the different results each one offers. The kids have also been indirectly strengthening their fine motor and their basic tool skills in the midst of their creating. The use of pastels and paint brushes offers strengthening to their "pencil grip", and the paper collage requires cutting, which gives them the opportunity to become more proficient with the proper use and safety of scissors. These are just two of the many foundational skills your children are obtaining from their art time experience.

Your children have also been lending a hand and working hard with each other creating art and displays for this year's annual Open House and Family Day. This day is very special to the kids because it is their opportunity as a school group to show off all that they have learned and created throughout their year at the Seed. They are very proud of their accomplishments, as they should be, and very eager to share the pride with you, their parents, grandparents, family and friends!

Announcements

The Seed will be **CLOSED** for Spring Break
Monday, May 24 through Friday, May 28
and
Memorial Day, Monday, May 31

May Birthdays

- ✦ **Ava**
- ✦ **Brayden**
- ✦ **Jordan**
- ✦ **Christian A.**




Lending Library



The Seed's lending library is closed for the summer and will resume in September.

Please keep reading. The public library has great books and great programs for kids!



Language Arts

In the month of May we have been practicing our Zoo-phonics and brushing up on our alphabet and letter sounds. In Zoo-phonics each letter has its own animal, movements, and sound. We have collected stuffed animals and figurines that correspond to our zoo friends.

Last month we made paper dolls of ourselves that we have been playing with during dramatic play. This month we drew a background for our paper dolls to live in and we explained what our paper doll was doing. Instead of drawing a background, which was a little harder to do, the Sea Lions and Starfish made a finger paint background and we told our teachers what we wanted to be when we grew up!

Last but not least, we have been practicing our hand writing! What a difference from the beginning of the school year! Most of us can write our names – now we are working on capitalizing the first letter in our name and writing the rest in lowercase. It's tough, but practice makes perfect! Many of us are going to kindergarten next year and we want to be ready!

Get ready for Open House/Family Day!!

It's going to be a lot of fun!

Science

This May our scientists were busy entomologists as they studied three fun and exciting spring themes: Insects (with a spotlight on Ants), Spiders, and Worms.

Below are some descriptions of how our happy scientists have been discovering the fascinating world of bugs.



Insects and Spiders

The children

- ❖ Enjoyed going on a bug hunt using bug catchers made out of yogurt containers
- ❖ Were fascinated to examine, under magnifying glasses, insects from our collection that include butterflies, flies, bees, wasps, dragonflies, moths, leaf bugs, cicadae, fireflies, click beetles, bumblebees, nerve-winged insects, and more
- ❖ Learned to make comparisons and classify insects by checking their color, size, wings, abdomen, thorax and head
- ❖ Enjoyed using science models made of foam (ladybug, spider, butterfly, and bee) to learn more about insects
- ❖ Loved to have the chance to start their own research of their "insect of interest" by looking at books of insects and bug in general
- ❖ Used plastic insects to learn how to measure bugs, just as any good scientist would do
- ❖ Collected spiders to study their bodies and count their legs
- ❖ Played fun games guessing insects' names that were taped around the classroom



Ants

The children

- ✚ Loved going on an ant hunt using their bug catchers made out of yogurt containers and magnifying glasses
- ✚ Collected ants and placed them in one of our big collection of ant farms, where it was easy for the children to observe their bodies, colors, and behavior
- ✚ Used a foam scientific model to learn about ant larva, eggs, and anatomy
- ✚ Compared different kind of ants by reading different books



Worms

Using magnifying glasses, the children observed active earthworms placed in especial containers and had the chance to review all they learned about earthworms: size, enemies, behavior, etc.

This June 13th, don't miss our Open House and Family Day. You will see what the children learned this year and enjoy the hands-on experiments they prepared especially for all of you. See you there!

Yoga and Movement

For the month of May we have learned a fun new game called "Leap Frog". The children curl their bodies up into a ball on the ground and one friend at a time jumps over them. Everyone takes a turn at jumping over their friends and the children have a great time! Leap frog not only supports teamwork, imagination and turn-taking skills, but encourages the children to trust one another as well!

Along with that the children continue to partake in the diverse and enjoyable learned activities in yoga class such as: the parachute game, dancing to music, "Yoga Freeze Dance", balancing beanbags, "Hot Potato", Musical Chairs", balloon breathing and relaxation!



THE SEED DAY CARE CENTER

2084 Baldwin Road
Yorktown Heights, NY 10598
P (914) 962-9622 ext. 0
F (914) 962-5732
www.TheSeedDayCare.com

Spanish

The Spanish students are happily playing with their osos (bears). All the groups draw and color different kind of bears:

- oso negro = black bear
- oso marron = brown bear
- oso blanco = polar bear

Each group had a hand in creating two big polar bears. We used tissue paper for the polar bear fur!

You will see them in our display at the Open House!!

